

# ZENBOX aluminium wet area lockers

Designed and engineered ZENBOX lockers are the perfect choice for demanding environments.

ZENBOX lockers are designed and engineered to withstand the rigours of high use wet area environments where the requirements of design with durability and image are paramount.



### End panels to match doors

End panels can be manufactured to add on to the end of locker runs or to the side of each individual locker if required.



### Numbering system

Optional number plates will be recessed into door if ordered with lockers.

### Aluminium Body

Aluminium shelves, fixed firmly into position adding rigidity to the locker. Aluminium body with reduced radius corners give full width shelf to back of locker and aid cleaning.

### Extensive range of lock options

A range of quality engineered locks available for wet, humid or dry environments.

### 10mm Solid Grade Laminate (SGL) doors

Super strong and stylish doors available in many contemporary colours.

### Precision Engineered

All lockers are supplied fully assembled and can be nested side by side with no visible gaps.

### Available in 1, 2, 3, 4 and 6 compartments

- W 300 x D 400 mm
- W 300 x D 450 mm
- W 300 x D 500 mm
- W 400 x D 400 mm
- W 400 x D 450 mm



See **page 43** for colour options.



See **pages 45** for locking options.




# ZENBOXULTRA outdoor locker




Heavy duty self-closing hinges engineered to prevent the doors opening across adjacent compartment.

Incorporating all the benefits of the standard ZENBOX locker, ZENBOXULTRA features solid grade laminate doors and added door seals, making them the perfect choice for:

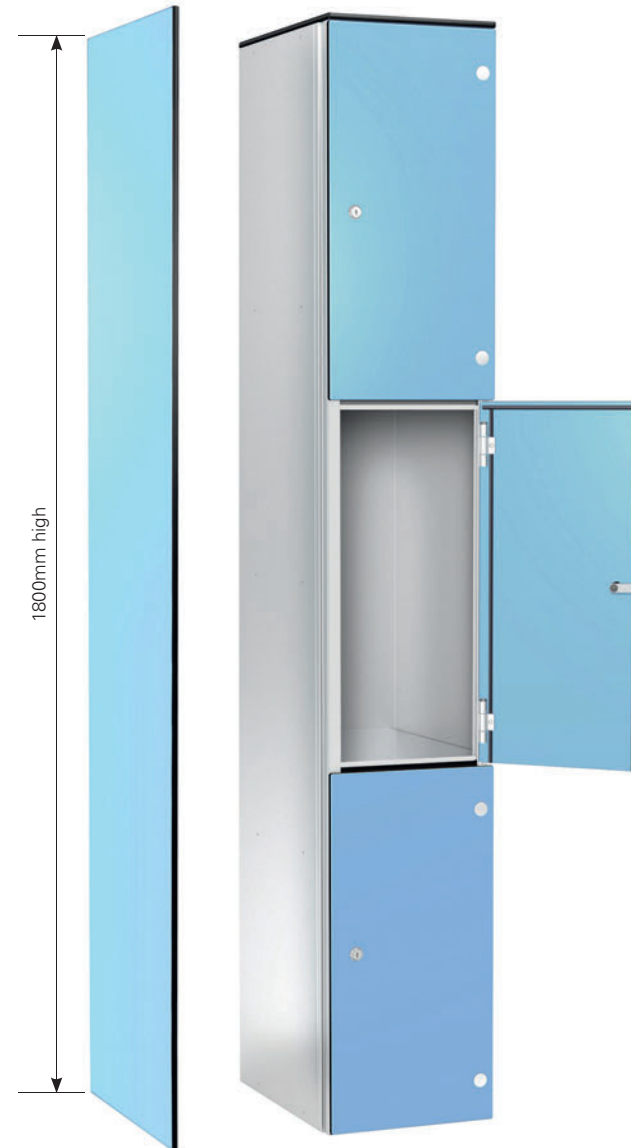
- Leisure Centres
- Swimming Pools
- Schools
- Gyms
- Spas
- Outdoor areas



Concealed hinge within extruded aluminium frames engineered for added strength and stability.



Flush frame for zero gap when lockers are nested.



## End panels to match doors

End panels can be manufactured to add on to the end of locker runs or to the side of each individual locker if required.



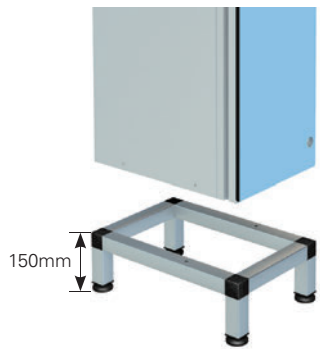
## Integral door seal

This seal ensures there is no water ingress into the locker compartment.

## Available in 1, 2, 3, 4 and 6 compartments

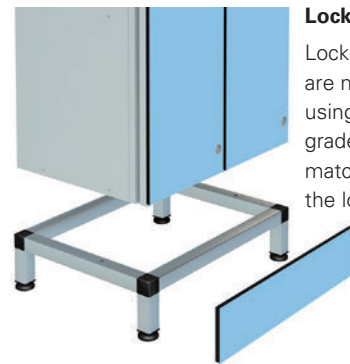
- W 300 x D 400 mm
- W 300 x D 450 mm
- W 300 x D 500 mm
- W 400 x D 400 mm
- W 400 x D 450 mm

# ZENBOX accessories




## Adjustable feet

All support stands come with adjustable feet for sloping floors.



## Locker stand plinths

Locker stand plinths are manufactured using 10mm Solid grade laminate (SGL) to match or contrast with the locker doors.

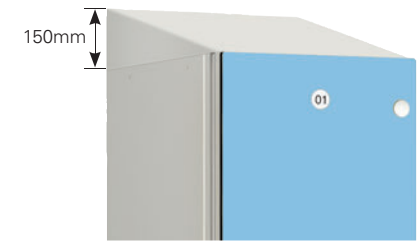


## Aluminium Locker Support Stands

Locker support stands raise lockers off the floor, reducing impact damage and making cleaning easier. Manufactured from 25mm square aluminium section they are ideal for wet environments.

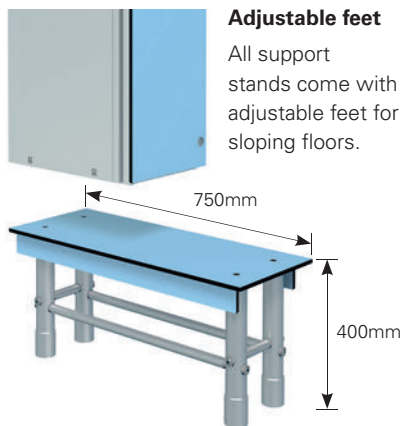
All units come complete with adjustable feet to aid levelling on uneven floors.

Optional 10mm solid grade laminate (SGL) plinth available to match or contrast with the locker doors.



## Sloping Top

Sloping tops are a good way of preventing litter, bags and other items being left on top of the lockers. The sloping top also makes cleaning easier. Sloping tops are essential in hygiene – sensitive applications such as the NHS or food preparation.



## Adjustable feet

All support stands come with adjustable feet for sloping floors.



## Locker seat plinths

Locker seat plinths are manufactured using 10mm solid grade laminate (SGL) to match or contrast with the locker doors.



## Aluminium Seats and Stands

10mm solid grade laminate seat (SGL) and 45mm aluminium framework form a bench seat in front of the locker, allowing full access to the locker.

Seat can match or contrast with the locker door or with an optional SGL plinth.

All units come complete with adjustable feet to aid levelling on uneven floors.




## Numbering System

Optional inset number plates are available. Discs are recessed into the door. Request when placing order.

# Laminate door colour options

**SHOCKBOX stock 10mm SGL door finishes** - steel Silver body. Choice of inset or plant-on doors.

**ZENBOX and ZENBOXULTRA stock 10mm SGL door finishes** - aluminium body



Create a storage solution that closely matches your branding or blends subtly into the background with a range of coloured door options to choose from.

Choose from our Standard range or specify a laminate to match your architectural design.




Formica and the Formica anvil device are registered trademarks of The Diller Corporation.

**Solid grade laminate with fire classification available at additional cost.**

Please ask us for further information on fire classifications and applications.



**SHOCKBOX, ZENBOX and ZENBOXULTRA additional door colour 10mm SGL door finish options are below, available on an extended lead time.**



Please note that due to printing restrictions colours represented may differ from original product. We recommend you request a colour swatch before ordering.